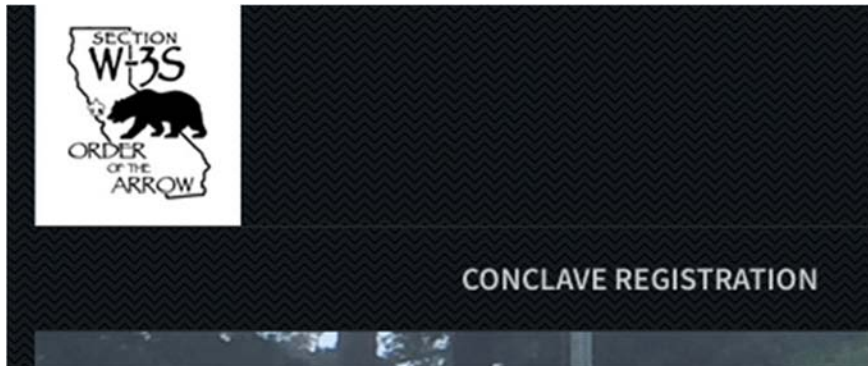


## Detailed Instructions for Registration:


**Note:** You can register multiple people with a single check out but you must create a separate entry for each person. **(See instructions below for adding multiple people)**

To register for the conclave

At the registration site, click on the "Conclave Registration" category.



At the next screen, click on the Conclave Patch to start the sign-up process:

A graphic for the 2017 Section W3S Conclave. It features a silhouette of an arrowman in a hat and sash, standing in front of a clock showing 12:00. The background includes text: 'CONCLAVE AT HIGH NOON', 'THE GODD', 'THE BAD', 'CAMP LEHI', 'AND THE ARROWMAN', 'W3S', and '2017'.

**2017 Section W3S Conclave Registration**

The 2017 W3S Conclave is being held at Camp Lehi on April 21-23rd. A Conclave is a gathering of arrowmen that is organized and planned each year by the section. At a typical Conclave you will be able to learn a variety of new things in the training sessions that are offered. You can meet arrowmen from other lodges and trade patches. Lodges compete against each other in competitions, some of which you won't find anywhere else. Conclave is also where section officers are elected. You may even get to meet a national officer of the OA. Three things that every conclave has are lots of spirit, fellowship, and fun!

Conclave Cost: \$0.55

Enter the following information for the person who is attending the conclave

- Email address (Required)
- First Name (Required)
- Last Name ( Required)
- Training classes (Required to select one for each period. If you are a trainer or on staff, select the staff option)
- Special food requirements (optional) [Allergies, GF, Vegetarian, etc.]
- Special Needs (Optional ) [CPAP, accessible, etc.]
- **If you are a new Ordeal Member (since May 1st, 2016)**, please click the checkbox – this will trigger your discounted rate and be applied to your total registration cost
- OA Honor – select from the dropdown box (Required)
- lodge – select from dropdown box (Required)

Click the yellow "Add to Cart" button.

**CHOOSE YOUR OPTIONS:**

Registrants Email Address\*:

Registrants First Name\*:

Registrants Last Name\*:

1st Training Class (9-10am) \*:

2nd Training Class (10-11am) \*:

3rd Training Class (11am-12pm) \*:

ENTER ANY SPECIAL FOOD REQUIREMENTS HERE:

ENTER ANY SPECIAL NEEDS REQUIREMENTS HERE:

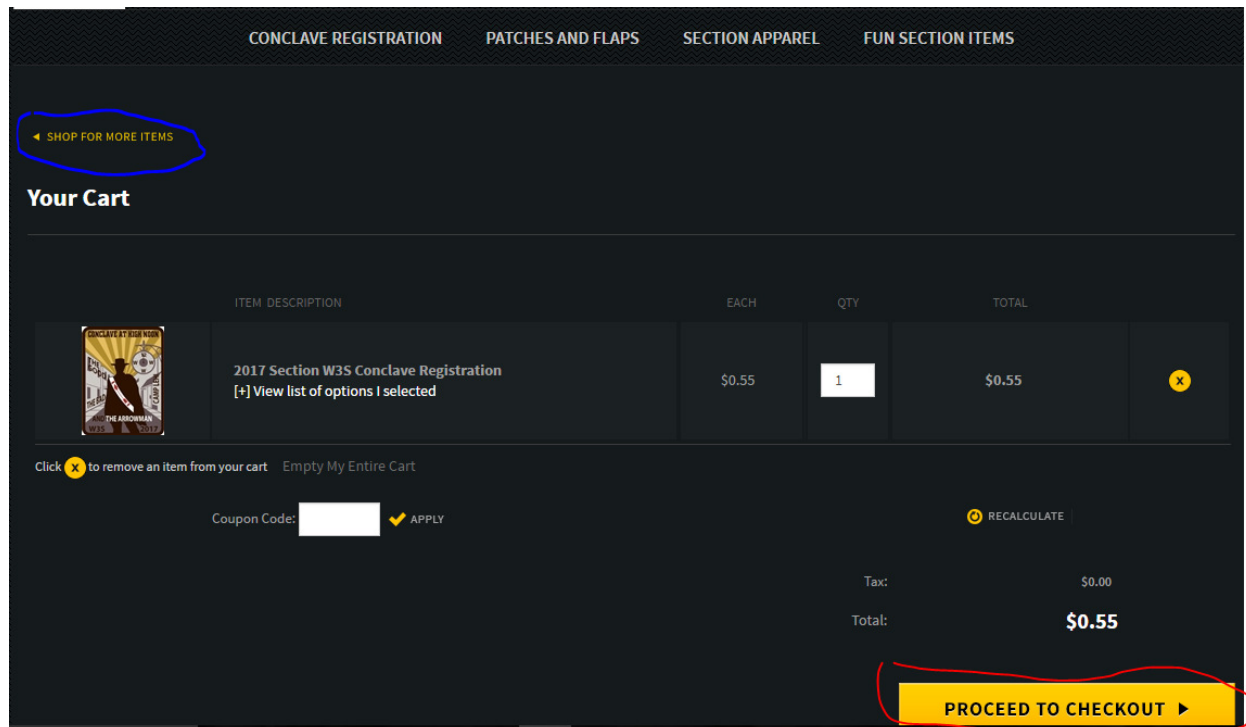
YOUR ORDEAL DATE  
:  Was your Ordeal date after May 1st, 2016? [Subtract -\$0.01]

HONOR  
:

YOUR LODGE AFFILIATION  
Lodge\*:

**ADD TO CART ►**

Once you click “Add to Cart”, you will be taken to the cart so you can view the contents



Registering another person or adding trading post items.

Click on “Shop for more items” to go back to the main menu (see blue circle above)

to register another person – click on the Conclave registration link and repeat the process. Once you fill out the form, you will have another entry in the cart

to add trading post items, select the desired item to add to the cart.

If you are ready to check out

Click on the “Proceed to Check out Option” circled in red above

Enter your billing information and payment details.

Note: If you have an existing account, click on the “sign in” option in red below

Don't forget your email address for your registration and order information to be sent to. Enter a registration password into the "#2 Registration" section. This must be at least 6 letters, so make it something secure and you will remember...

**Checkout** Returning Customer? [Sign in](#)

**1 BILLING INFORMATION**

First Name\*:

Last Name\*:

Company:

Address\*:

City\*:

Country\*:

State\*:

Zip / Postal Code\*:

Phone Number\*:

Email Address\*:

I wish to receive occasional newsletter emails from Section W3S, San Francisco Bay Area Council

**2 REGISTRATION**

Country:

State:

Zip / Postal Code:

Phone Number:

Email Address:

I wish to receive occasional newsletter emails from Section W3S, San Francisco Bay Area Council

**YOUR ORDER** [Edit](#)

| ITEM                                   | QTY | TOTAL         |
|--|-----|---------------|
| 2017 Section W3S Conclave Registration | 1   | \$0.55        |
| Subtotal:                              |     | \$0.55        |
| Shipping & Handling:                   |     | \$0.00        |
| Tax:                                   |     | \$0.00        |
| <b>Total:</b>                          |     | <b>\$0.55</b> |

Order Comments: (Optional)

What is your current OA Honor?

Which lodge are you a member of?

**PLACE ORDER** ▶

Under the Shipping section, select as shown below:

**3 SHIPPING INFORMATION**

Ship To:

Type Of Address\*:  Residential  Business

Online Delivery / No Ship

Choose a payment option in "#4 Payment Area". You will be asked for your credit card number, name on the card, and some additional details.

#### 4 PAYMENT

Payment Method\*:

Credit Card

Card Type:

Visa

Card Number:

4100399960008000

Name on Card:

John Member

Expiration Date:

06 - June

2019

Security Code:

135

[Click here for help](#)

Keep my payment method on file for easy checkout on future orders.

Once your information is entered, click on the "Place Order" button. You are done! A window will show that indicates your order number, and that you will receive an email confirmation.

Thank you for placing your order. Your order number is 5.



We have sent you a copy of your receipt via e-mail. You may also [click here to view / print a copy of your receipt.](#)



As soon as your order ships, we will notify you via e-mail. You can also track your packages, review your orders, print invoices, and more, from your "My Account" page at any time.

Thanks for choosing us! We appreciate your business!